

“WP-T5” SERIES

Weatherproof Emergency T5 Fluorescent Lighting System
 “WP-T5” 系列，戶外用防水電池內藏T5光管緊急照明系統 IP65

Application

The “CC-WP-T5” series, maintained type, weatherproof emergency fluorescent lighting system to IP65, performs both normal and emergency duties, the tube fixture lights up INSTANTLY while the mains failure. The weatherproof emergency fluorescent fitting complies with FSD PPA 104A (4th revision) including 850°C hot wire test.

Description

The luminaire comprises a formed housing of injection mould ABS which does not corrode, rust or lose its colour when exposed to a significant range of atmospheres commonly occurring in general industry.

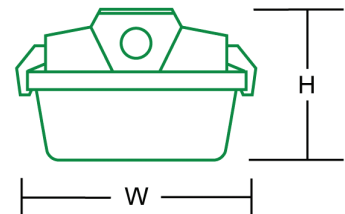
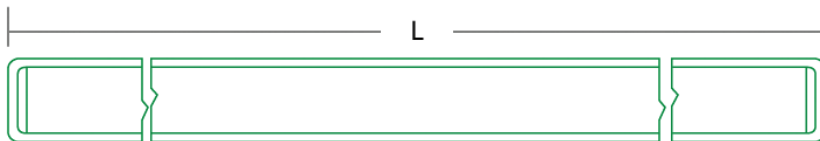
The housing accommodates a gear tray which is easily removable by the use of two turn buckle retainers. It contains all the emergency lighting control gear components and lamp holders for high efficiency operation of the fluorescent lamps.



“CRYSTALITE” Cat. CC-T5-14-N2-WP
 1x14W Emergency fluorescent lighting system, c/w IP65 weatherproof fitting



“CRYSTALITE” Cat. CC-8-N2-WP
 1x8W Emergency fluorescent lighting system, c/w IP65 weatherproof fitting



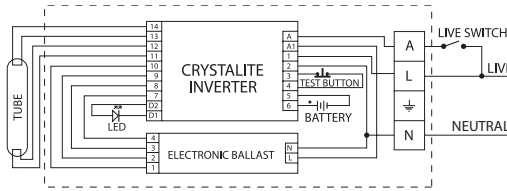
Model	Dimension mm		
	L	W	H
1x8W	390	110	95
1x14W	670	160	110
2x14W	670	160	110
1x28W	1270	100	110
2x28W	1270	160	110
1x35W	1570	100	110
2x35W	1570	160	110

“WP-T5” SERIES

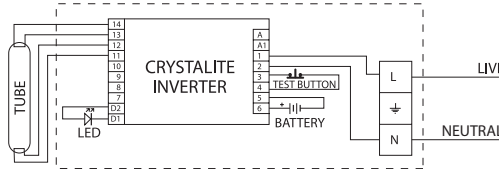
Weatherproof Emergency T5 Fluorescent Lighting System
 “WP-T5” 系列，戶外用防水電池內藏T5光管緊急照明系統 IP65

Connection Diagram

Maintained Type
 長明式



Non-maintained Type
 後備式



Single T5 Fluorescent Tube Weatherproof Series

Model	CC-8-N2-WP	CC-T5-14-N2-WP	CC-T5-28-N2-WP	CC-T5-35-N2-WP
Suitable Tubes	8W	T5 14W	T5 28W	T5 35W
Emergency Output	150 lumens	475 lumens	700 lumens	800 lumens
Dimension (L x W x H) mm	390 x 110 x 95	670 x 160 x 110	1270 x 100 x 110	1570 x 100 x 110
Conversion Kit	CC-10-K2	CC-T5-14-K2	CC-T5-28-K2	CC-T5-35-K2
Discharge Duration	2 Hours			
Battery	Sealed Ni-cd High Temperature Rechargeable Battery			
	6V 1.5Ah	9.6V 1.8Ah	12V 2.2Ah	
Line Voltage	A/C 220V~240V +6%, -10% 50Hz			
Low Voltage Discharge Protection	Electronic Protection for approximate 1V per cell			
Operating Temperature	0°C - 50°C			
Transfer Time	< 0.3 second			
Recharge Period	12 Hours			
Compliance	BS EN 60598-2-22, BS EN 61347-2-7, BS 5266-1, FSD PPA 104A (4th Revision)			

Twin T5 Fluorescent Tubes Weatherproof Series

Model	CC-T5-14-N2T-WP	CC-T5-28-N2T-WP	CC-T5-35-N2T-WP
Suitable Tubes	T5 14W	T5 28W	T5 35W
Emergency Output	475 lumens	700 lumens	800 lumens
Dimension (L x W x H) mm	670 x 160 x 110	1270 x 160 x 110	1570 x 160 x 110
Conversion Kit	CC-T5-14-K2	CC-T5-28-K2	CC-T5-35-K2
Discharge Duration	2 Hours		
Battery	Sealed Ni-cd High Temperature Rechargeable Battery		
	6V 1.5Ah	9.6V 1.8Ah	12V 2.2Ah
Line Voltage	A/C 220V~240V +6%, -10% 50Hz		
Low Voltage Discharge Protection	Electronic Protection for approximate 1V per cell		
Operating Temperature	0°C - 50°C		
Transfer Time	< 0.3 second		
Recharge Period	12 Hours		
Compliance	BS EN 60598-2-22, BS EN 61347-2-7, BS 5266-1, FSD PPA 104A(4th Revision)		
Remark	Normal Operation: 2 Tubes On / Emergency Operation:1 Tube On		



SELF-CONTAINED EMERGENCY LIGHTING SYSTEM
 Content is subject to change without notice